





MAINTENANCE

GROUP	TYPE	OPERATION	REVISION	DESCRIPTION
MTB WHEELS	ALL	011	0/2011	INSTALLATION OF THE QR/THRU-AXLE 15 mm ADAPTER KIT
PRODUCTS ON WHICH THE PROCEDURE IS APPLIED				
				
Red Metal 0 XRP™	Red Metal 1 XL™	Red Metal 3™	Red Power XL™/29 XL™	



1 Locate the cap to be removed.	2 With the help of a screwdriver, loosen the hub axle cap.	3 Remove the cap.
---	--	-----------------------------



4 Take out the KIT.	5 Check that the O-ring is present inside the adapter.	6 Insert the adapter on the hub axle.
-------------------------------	--	---



7 Repeat steps 1 to 6 from the other side.
--